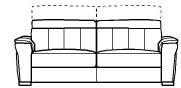
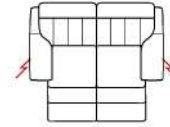
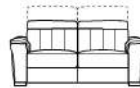
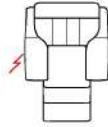
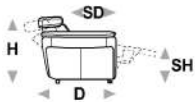


↑ fold following the dotted line ↑

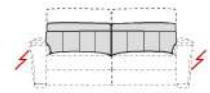
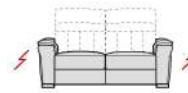
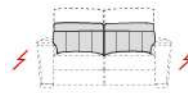
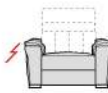
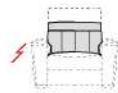
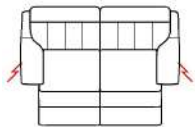
N_Orlando

NICOLETTIHOME

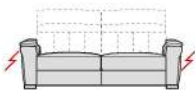
L Length - H Height - D Depth - SH Seat Height - SD Seat Depth
 Dimensions refer to maximum sizes of the version with closed mechanism (where available).



dimensions	L 112 H84 D99 SH47 SD52	L 112 H84 D99 SH47 SD52	L 172 H84 D99 SH47 SD52	L 172 H84 D99 SH47 SD52	L 207 H84 D99 SH47 SD52
version code	100	161	200	408	300
Description	chair	chair with elec.recl.	2 seater	2str rg/lf rec.el.	3 seater



L 207 H84 D99 SH47 SD52	L 112 H64 D94 SH- SD-	L 95 H67 D36 SH- SD-	L 155 H67 D36 SH- SD-	L 172 H64 D94 SH- SD-	L 190 H67 D36 SH- SD-
T09	AP3	AP2	AO8	AO9	AP0
3 seat.2cush.2 rhf/lhf el.rec.	base chair with elec.recl.	back cushions ch.with e.r.	back cushions 2str rg/lf r.	base 2str rg/lf rec.el.	back cush.3s.2 r/l e.r.



L 207 H64 D94 SH- SD-
AP1
base 3 seat.2cush.2 rhf/lhf e.r.

↓ fold following the dotted line ↓