



Bergen


The premium quality and innovative design of Bergen ensures unquestionable comfort and style. A patented Comfort-Glide reclining mechanism effortlessly reclines you into your chosen seating position, with an adjustable headrest and enhanced leg support from the freestanding footstool. Available in two sizes, with wood ring base in a choice of custom finishes.

STEEL FRAME & MOULDED FOAM
10 YEAR
GUARANTEE

 @comfortbygplan

 @designbygplan

 @gplandesign

 @gplandesign

 @gplandesign

WEB www.gplan.co.uk

Visit our blog for more inspiration: gplan.co.uk/be-inspired

Available in a wide selection of fabrics and leathers.



Bergen

	H	D	W	Seat Height	Seat Depth	Seat Width	Clearance needed for full recline
All dimensions in mm/inches							
Standard Chair	1070/42.1	760/29.9	770/30.3	450/17.7	500/19.7	500/19.7	430/16.9
Large Chair	1110/43.7	790/31.1	820/32.3	450/17.7	500/19.7	550/21.7	450/17.7
Footstool*	470/18.5	480/18.9	490/19.3	-	-	-	-

All measurements are approximate and relate to the overall size of the item including soft arm cushions where fitted and back cushions. Manual option only. The wooden base is available in a choice of light wood or dark wood. Contrast stitching is available on leather pieces in a selection of leathers. The footstool is non-optional and is supplied with all chairs.



360° SWIVEL



EFFORTLESS RECLINING MECHANISM



ADJUSTABLE HEADREST



ERGONOMICALLY SLOPED FOOTSTOOL

*The footstool is supplied as standard with either the standard or large armchair. Neither piece can be bought separately.