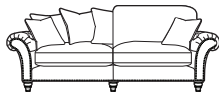
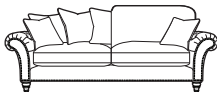


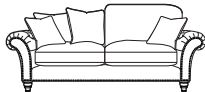
Grand Split
W265 H101 D101cm



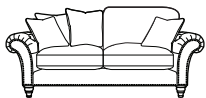
Extra Large Split
W243 H101 D101cm




Extra Large
W243 H101 D101cm



Large
W223 H101 D101cm



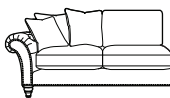
Medium
W203 H101 D101cm



Loveseat
W170 H101 D101cm



Curved Corner
W145 H101 D145cm



LHF/RHF 2 Seater 1 Arm (LHF Shown)
W207 H101 D104cm



LHF/RHF 1 Seater 1 Arm (LHF Shown)
W123 H101 D104cm

*All dimensions are in cm and are approximate. Actual sizes may vary.

Specification

Frames: Hand-picked fully seasoned hardwoods from managed sources. All major joints are glued, screwed and stapled for added strength. The frames are subjected to tough testing, well in excess of normal domestic use

Seat suspension: High tensile zig-zag sprung seat platform.

Seat cushion filling: High quality blown fibre in a thick cambric case. Also as High quality foam core with a thick fibre wrap at a supplement.

Interiors

Available as standard & scatter back.

Available studded & non-studded (non-studded as standard)

Scatter back cushion filling: 100% dequilled duck feathers in a thick cambric case.

Standard back cushion filling: High quality blown fibre in a corovin case.

Scatter Back Configuration: Grand split, Extra Large Split & Extra Large x 5, Large & Medium x 4, Loveseat x 3, 2 Seat 1 Arm x 4, 1 seat 1 arm x 3, Curved Corner x 3.

Feet: Solid hardwood in Light, medium, limed or vintage grey finish.

Inclusive Scatters: 100% dequilled duck feathers in a thick cambric case.

Care: Cushions must be plumped and turned regularly to retain their performance and appearance.

Hand crafted with pride in the UK.