





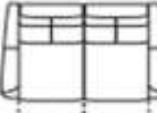

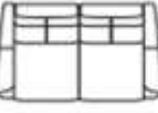


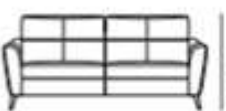





NEST  
SPACE

4124





4QU	4QU	010	421	020
 <div> <div>490mm 19.29"</div> <div>980mm 38.58"</div> </div>	 <div> <div>950mm 37.40"</div> <div>1020mm 40.16"</div> </div>  <div> <div>980mm 38.58"</div> </div>	 <div> <div>950mm 37.40"</div> <div>1020mm 40.16"</div> </div>  <div> <div>980mm 38.58"</div> </div>	 <div> <div>950mm 37.40"</div> <div>1670mm 65.75"</div> </div>  <div> <div>980mm 38.58"</div> </div>	 <div> <div>950mm 37.40"</div> <div>1670mm 65.75"</div> </div>  <div> <div>980mm 38.58"</div> </div>
441	070	500		
 <div> <div>950mm 37.40"</div> <div>2060mm 81.10"</div> </div>  <div> <div>980mm 38.58"</div> </div>	 <div> <div>950mm 37.40"</div> <div>2050mm 80.71"</div> </div>  <div> <div>980mm 38.58"</div> </div>	 <div> <div>490mm 19.29"</div> <div>470mm 18.50"</div> </div>  <div> <div>620mm 24.41"</div> </div>		

\*Modular corner group sku under developing, will come out soon...

# Technical Information

---

## ADDITIONAL DIMENSIONS:

Seat Height(cm)	49
Seat Depth(cm)	58
Arm Height(cm)	70
Arm Width(cm)	20
Leg height(cm)	14

## CONSTRUCTION

Covering:	Leather/Fabric Constructed with a combination of Plywood and LVL for enhanced strength and durability
Frame Composition:	
Frame Joint Construction:	Reinforced using corner blocks, staples, and adhesive.
Suspension System:	Coiled Springs
Seat Type:	Attached seat cushion
Seat Cushion Composition:	Foam
Back Type:	Attached back cushion
Back Cushion Composition:	Foam
Legs Material:	Metal
Legs available colors:	Black chrome/Bronze Brush
Reclining Function:	Yes.
Features:	PWR Reclining, PWR Telescopic headrest, Extended Footrest, Zero-Gravity Mech
Wall away distance(cm):	14

## DELIVERY INFORMATION

What type of assembly is required	Legs
-----------------------------------	------

## ADDITIONAL DETAILS

Recommended Weight Capacity per Seat(kgs):	110kgs per static seat; 150 per power seat
--	--